



BDS Data

Holly Wimsatt, Director

April 16, 2025

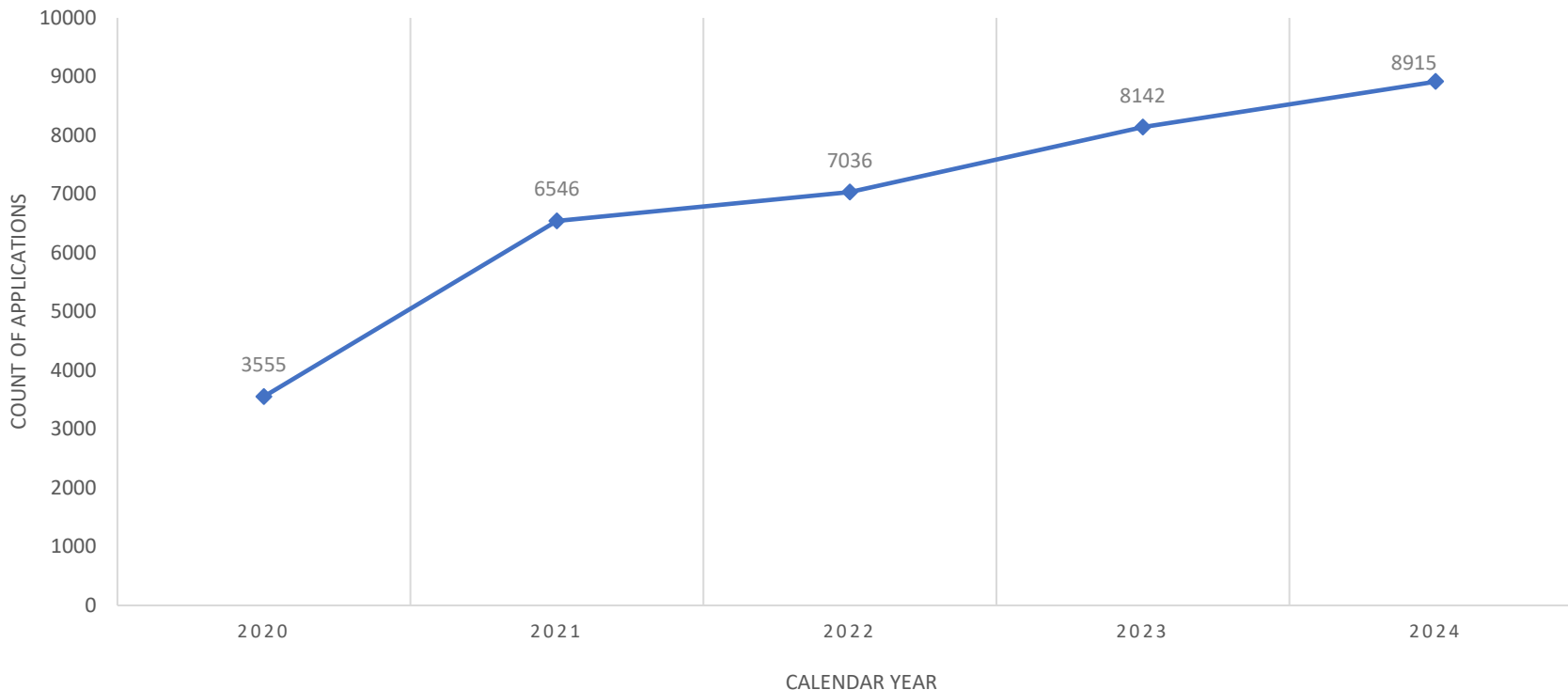


BDS Applications

Data Source BDS Portal Q4 2024 as of 1/6/25

COUNT OF APPLICATIONS RECEIVED BY CALENDAR YEAR

DATA SOURCE: BDS GATEWAY

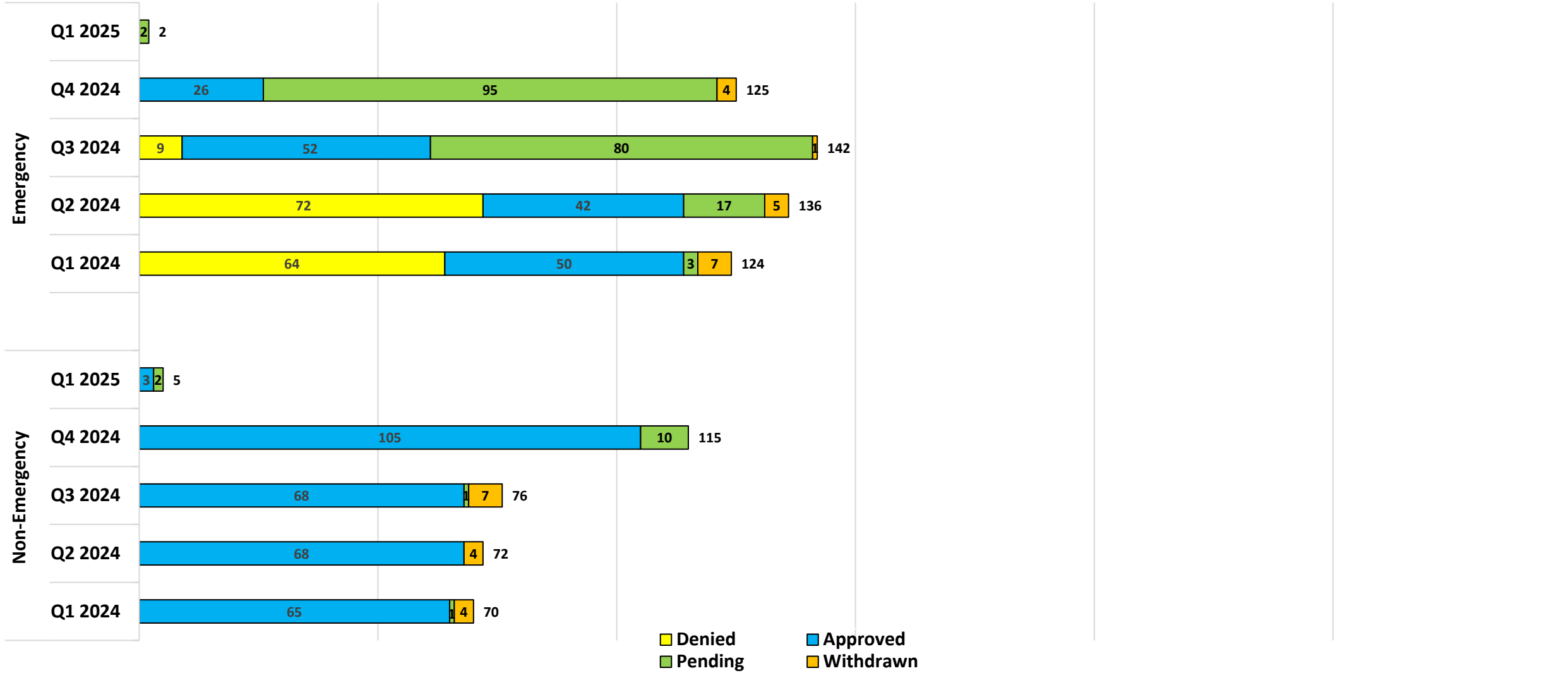


- Steady increase in BDS applications since 2020.
- Sharp increase between 2020 and 2021 due to the BDS Gateway, which launched in Feb 2021.
- The number of applications increased 9.49% from CY 2023 to CY 2024.
- At the end of Q4 2024 we were inviting individuals who applied at the end of February 2022.

CIH Applications - Emergency and Non-Emergency Application Status Counts

Data Source BDS Portal Q4 2024 as of 1/6/25

CIH Application Status Counts

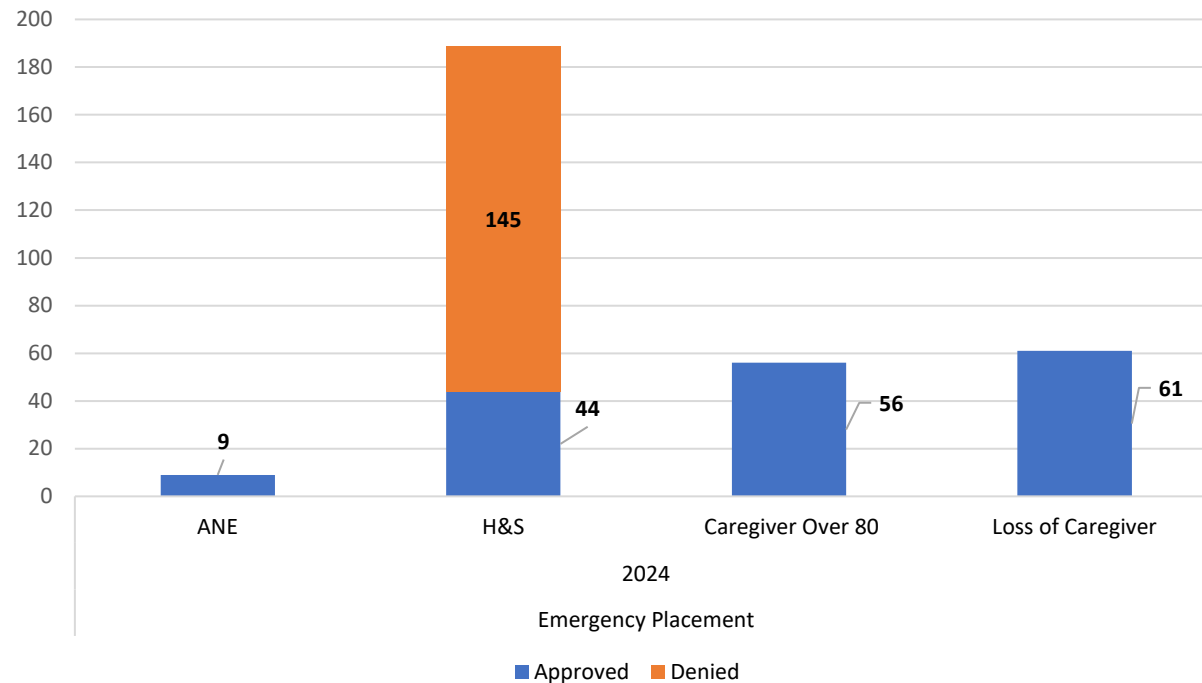


CIH Applications in 2024

Non-Emergency and Emergency Approvals by Category

Data Source BDS Portal Q4 2024 as of 1/6/25

Emergency Applications with Decisions Rendered - Count of Approved vs Denied

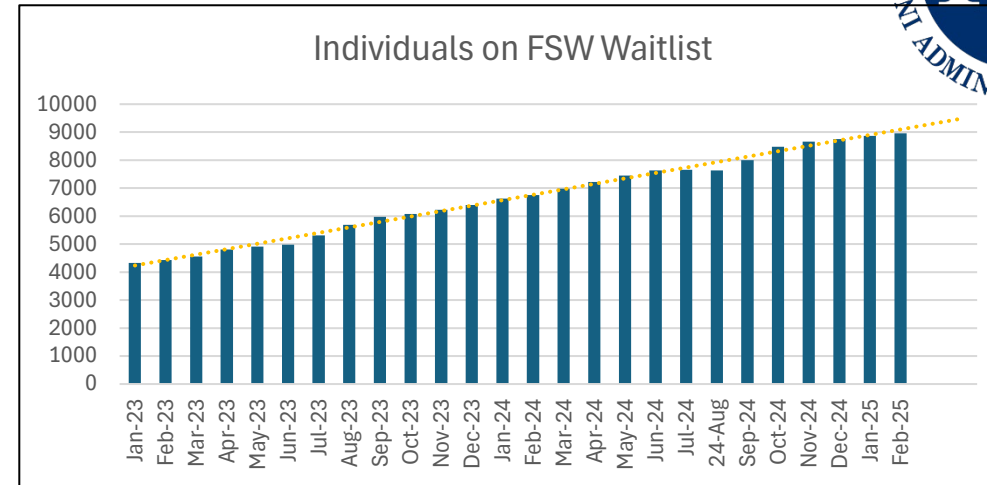
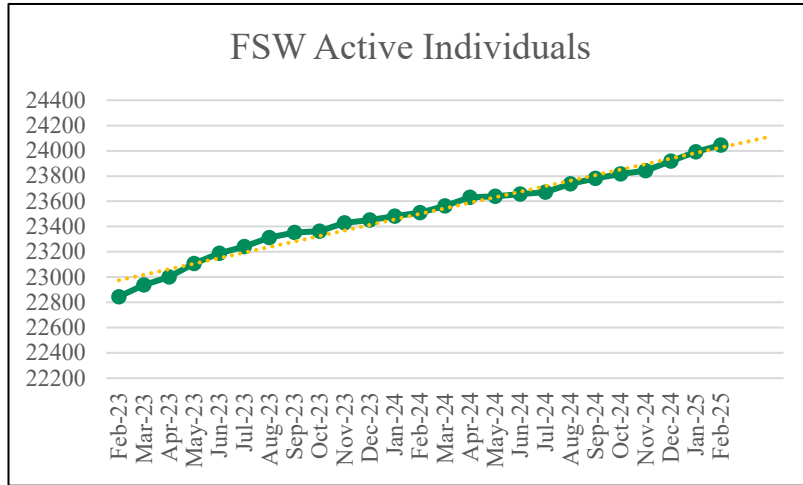


395 of the 529 (74.67%) Emergency applications received between 1/1/24 and 1/6/25 were submitted under the Health and Safety priority category.

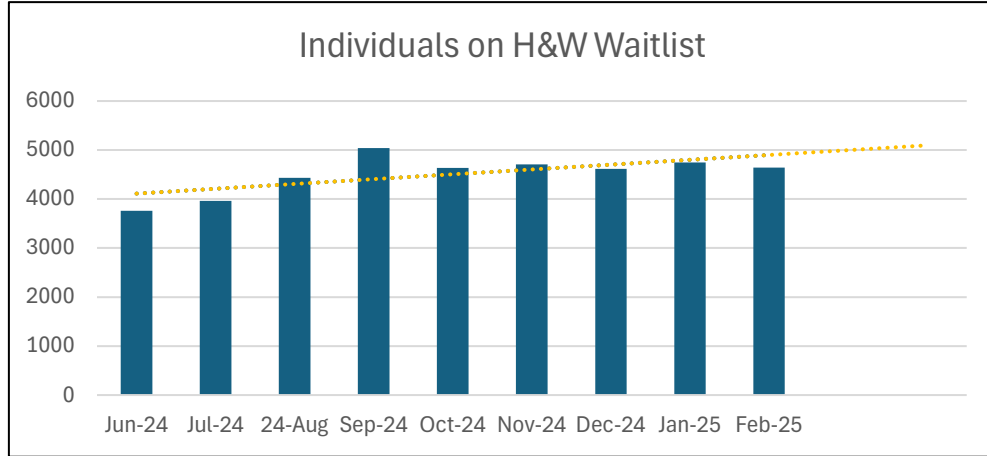
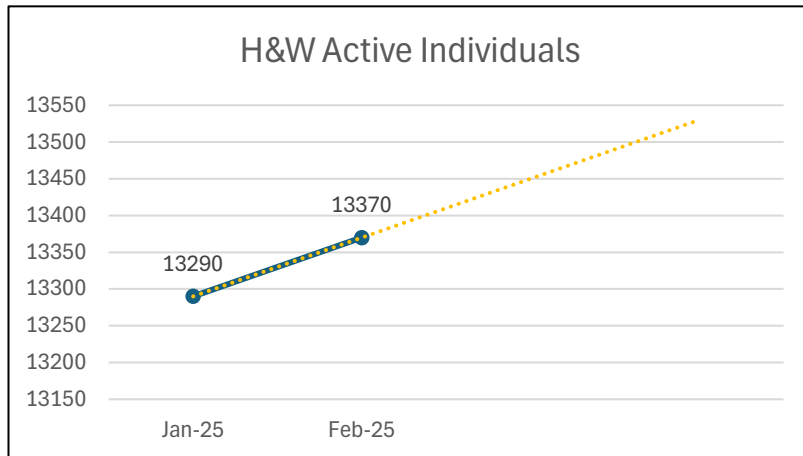
Home & Community Based Services Waivers



Family Supports Waiver (FSW)

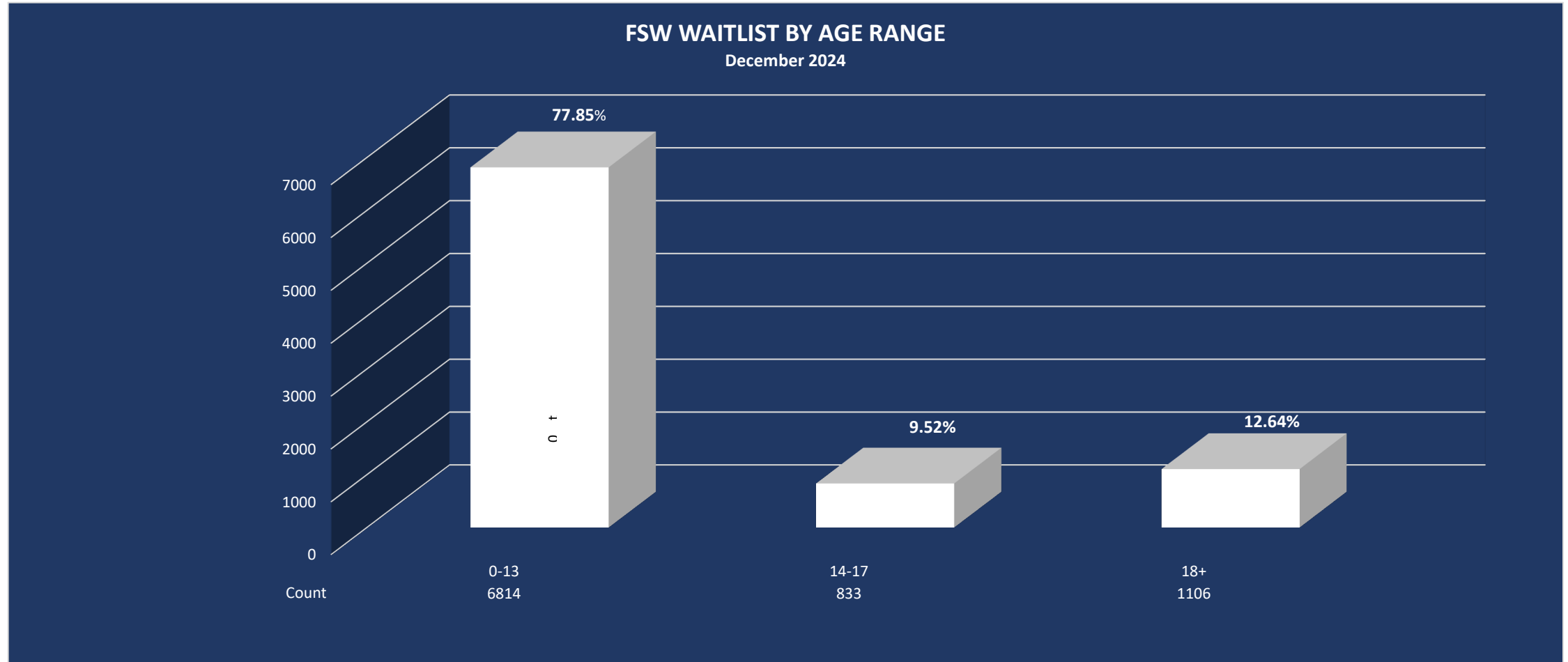


Health & Wellness Waiver (H&W)



Family Supports Waiver Wait List

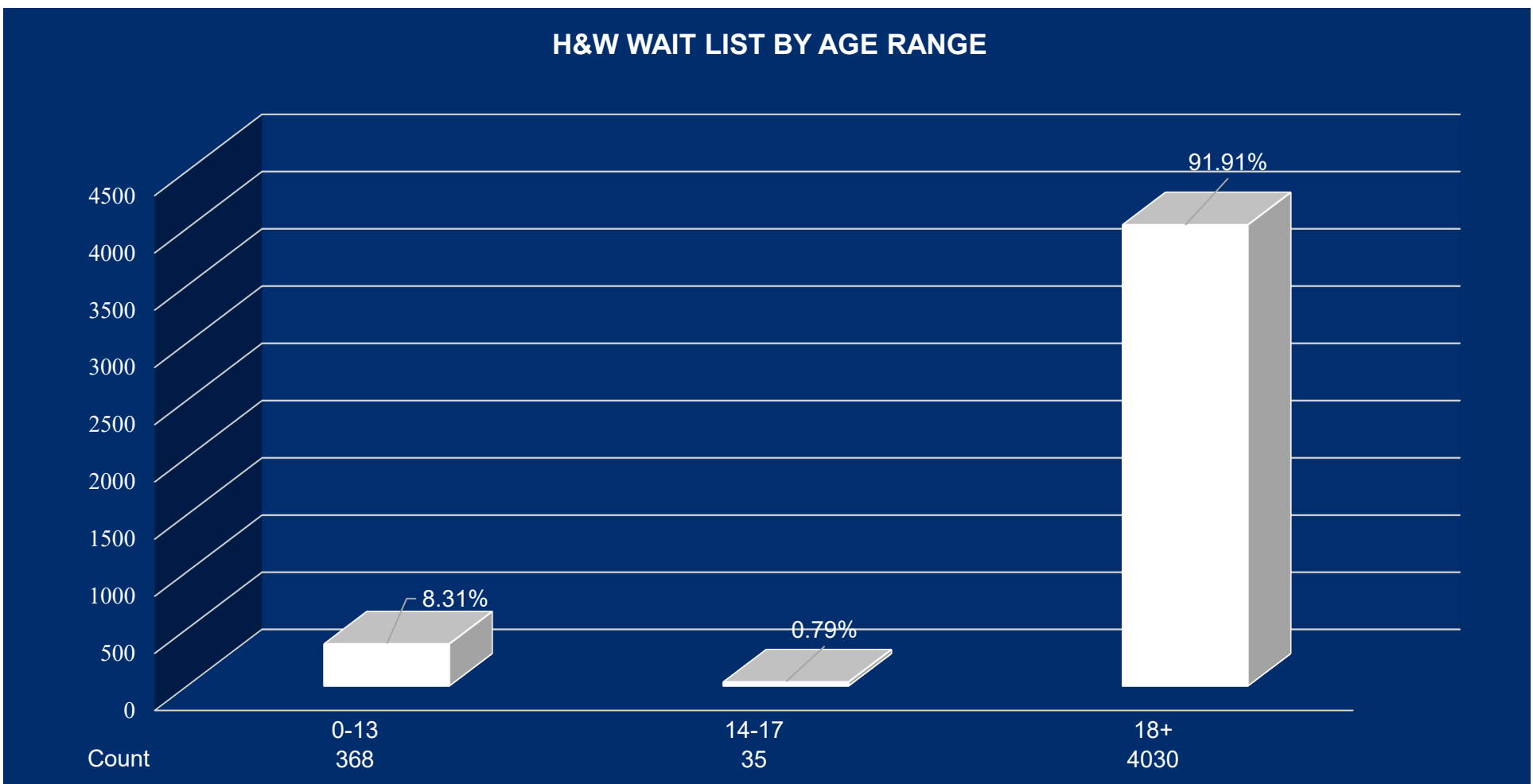
Data Source DART Q4 2024 as of 1/6/25



H&W Waiver Waiting List by Age Range

as of 1/6/25

H&W Waiver year is July 1, 2024 – June 30, 2025



Supervised Group Living



	Feb 2025	SFY25 YTD 7/1/24-2/28/25
Enrollment		
New Enrollments	24	175
Number of Applications/Referrals for Supervised Group Living (SGL) Placement	77	564
Average Cost Per Individual Supported in SGL	\$9,576	\$82,396
Average Cost Per Individual Supported in Comprehensive Rehabilitative Management Needs Facility (CRMNF)	\$19,687	\$170,853
# of Individuals Supported in SGL	2590	N/A
# of Individuals Supported in CRMNF	20	N/A
Caseload Per BDS Service Coordinator	168	N/A
Provider Data		
# of SGLs	413	N/A
# of CRMNFs	1	N/A
# of Beds	2940	N/A
Vacancy Rate	11%	11%

Home & Community Based Services Waivers



	Feb 2025	SFY25TD 7/1/24-2/28/25
Enrollment		
Applications for BDS Services	622	5,700
# on Family Supports Waiver (FSW) Waitlist	8961	N/A
# on Health & Wellness Waiver (H&W) Waitlist	4643	N/A
Enrollment – All Waivers	46,709	N/A
New Enrollments – All Waivers	440	2359
Outcomes and Invitation Process		
Cost Per Waiver	See Next Slide	See Next Slide
Caseload Per BDS Service Coordinator	2,337	N/A
Number of Invitations to H&W	611	3,006
Number of Invitations to FSW	246	2061
Number of Invitations to CIH	41	352
Number of Invitations to TBI	0	N/A

Home & Community Based Services Waivers



	SFY24 7/1/23 to 6/30/24	Feb 2025
Average Waiver Authorized Budget per Individual		
Community Integration & Habilitation Waiver	\$122,582	\$127,924
Health & Wellness Waiver	\$62,354	\$64,403
Traumatic Brain Injury Waiver	\$83,545	\$87,487

	Feb 2025
Number Served by Program	
Community Integration & Habilitation Waiver	9,117
Family Supports Waiver	24,045
Health & Wellness Waiver	13,370
Traumatic Brain Injury Waiver	177
Supervised Group Living	2,589
Comprehensive Rehabilitative Management Needs Facility	20
State Line	290